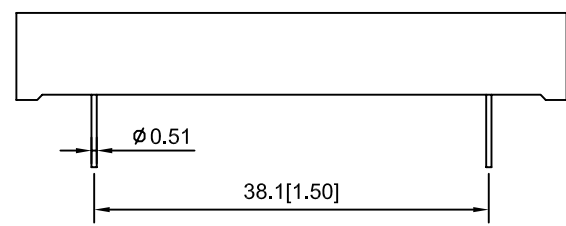
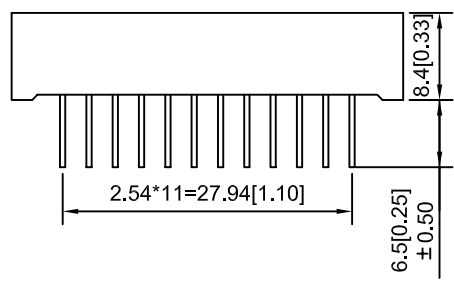
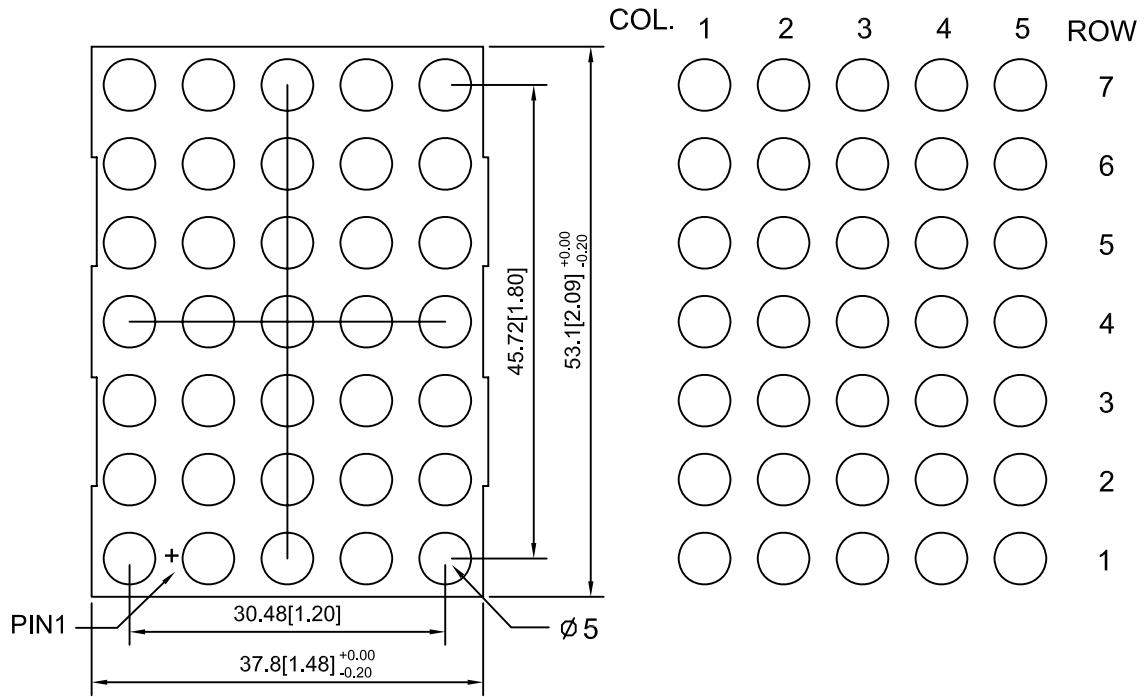


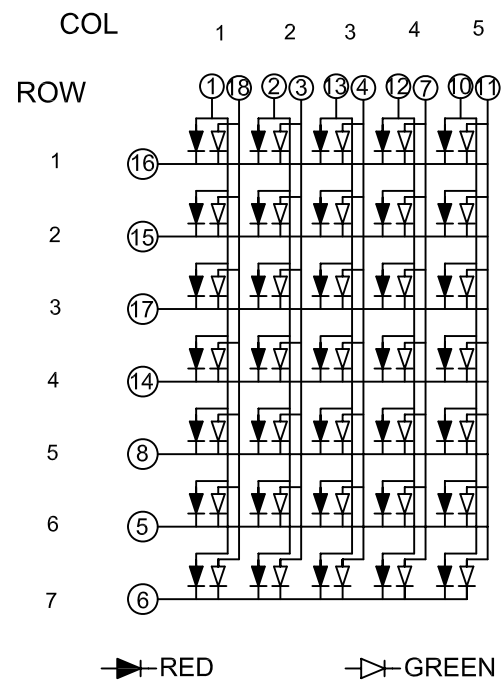


GYXM-2357CSR

PACKAGE DIMENSIONS



INTERNAL CIRCUIT DIAGRAM



NOTES:

- 1. All Dimensions are in millimeters.
- 2. Tolerance is ± 0.25mm unless otherwise noted



GENERAL INFORMATION

Part NO.	Chip Material	Emitting Color	Lens Type	Description
GYXM-R2357CSRG	GaAlAs/GaAs	RED	water clear	common Cathode
	GaP	GREEN		

Electrical/Optical Characteristics at Ta=25°C

Parameter	Symbol	Typ.	Max.	Unit	Conditions
Luminous Intensity	I _v	11	—	mcd	I _F =20mA
		12	—		
Peak Wavelength	λ _P	—	—	nm	I _F =20mA
		—	—		
Dominant Wavelength	λ _D	645	—	nm	I _F =20mA
		573	—		
Spectral Line Half-Width	Δλ	—	45	nm	I _F =20mA
		—	—		
Forward Voltage	V _F	1.95	2.3	V	I _F =20mA
		2.20	2.30		
Reverse Current	I _R	50	—	uA	V _R =5V

Absolute Maximum Ratings at Ta=25°C

Parameter	Symbol	Maximum Rating	Unit
Power Dissipation	P _d	65	mW
		75	
Forward Current	I _F	20	mA
Peak Forward Current(1)	I _F (Peak)	120	mA
		120	
Reverse Voltage	V _R	5	V
Operating Temperature	T _{opr}	-40° c+80° c	
Storage Temperature	T _{stg}	-40° c+80° c	
Lead Solder Temperature(2)	T _{sol}	260° c for 5 seconds	

Notes:

- 1/10 duty cycle, 0.1ms pulse width.
- 2mm below package base.