



深圳市国冶星光电子有限公司

SHENZHEN GUOYEXING OPTOELECTRONICS CO., LTD.

承认书

SPECIFICATION FOR APPROVAL

客户名称 Customer: _____

产品名称 Description: SMD LED

产品型号 Model: GYX-SD-CB1210SURKQBC

样品编号 Not No.: _____

编号 No.: SM-CG-0682

日期 Date: 2008-08-06

附产品规格书 Enclosure is the specification

深圳市国冶星光电子有限公司 SHENZHEN GUOYEXING OPTOELECTRONICS CO., LTD.			
生产部 Production Dept.	质量部 Quality Dept.	工程部 Engineering Dept.	市场部 Marketing Dept.

客户确认签名 APPROVED SIGNATURES			

地址: 深圳市蛇口后海大道东角头工业区 C 座 4 楼 518067

Add: 4/F, Block C, Dongjiaotou Industrial Zone, Houhai Avenue, Shekou, Shenzhen,

电话 Tel: 0086-755-26880399, 26850690

传真 Fax: 0086-755-26850862

Email: gyx@gyx-led.com

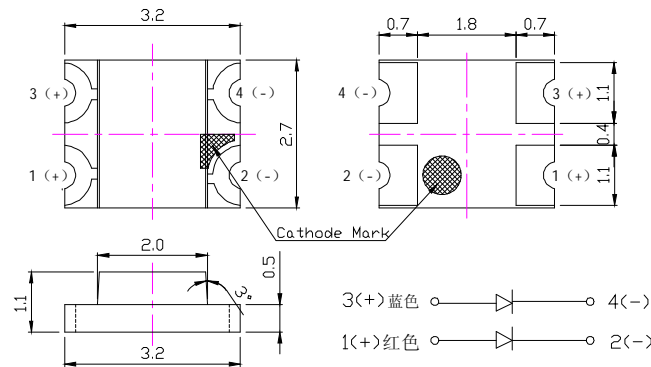
Website: www. Gyx-led.com

**GYX-SD-CB1210SURKQBC RED /BLUE**
(GYX-SD-CB1210SURKQBC 红色/蓝色)**Features (特征)**

- 1) 3.2mmx2.7mm SMD LED, 1.1mm THICKNESS.
(3.2mmx2.7mm SMD 发光二极管, 总高 1.1mm)
- 2) LOW POWER CONSUMPTION.
(低功率消耗)
- 3) WIDE VIEWING ANGLE.
(宽角度发光)
- 4) IDEAL FOR BACKLIGHT AND INDICATOR.
(背光源和指示灯的理想选择)
- 5) VARIOUS COLORS AND LENS TYPES AVAILABLE.
(多种发光颜色及胶体颜色可供选择)
- 6) PACKAGE: 2000PCS/REEL.
(装带: 2000 个/卷)

Description (说明)

The Red/Blue source color devices are made with GaAlAs/GaP Red/Blue Light Emitting Diode.
(红光/蓝光之光颜色来源于由 GaAlAs/GaP 化合物制成的可发红色光/蓝色光的发光二极管.)

Package Dimensions(封装尺寸)**Notes:**

1. All dimensions are in millimeters (inches).
(单位: 毫米<英寸>)
2. Tolerance is ± 0.1 ($0.004''$) unless otherwise noted.
(允差: ± 0.1 < $0.004''$ >, 另有标注除外.)
3. Specifications are subject to change without notice.
(规格若有变动, 恕不另行通知.)



注：此页参数仅对样品，出货范围参照最后一页

Part No. (产品型号)	Device (发光颜色)	Lens Type (胶体颜色)	Iv (mcd) @20mA (亮度)			Viewing Angle (发光角度)
			Min. (最小值)	Typ. (规格值)	Max. (最大值)	2 θ 1/2
GYX-SD-CB1210SURKQBC	RED<InGaAlP>(红色)	WATER CLEAR (无色透明)	90	120	140	120°
	BLUE<InGaAlP>(蓝色)		90	105	120	

Note:

- θ 1/2 is the angle from optical centerline where the luminous intensity is 1/2 the optical centerline value.
(θ 1/2 是指当亮度减到一半时与发光特性曲线相交所对应的角度值。)

Electrical / Optical Characteristics at T_A=25° C(25° C 环境下之电性/光学特性)

Symbol (符号)	Parameter (参数)	Device (发光颜色)	Min. (最小值)	Typ. (规格值)	Max. (最大值)	Units (单位)	Test Conditions (测试条件)
λ peak	Peak Wavelength (峰值波长)	Red(红色)	-	630	-	nm	IF=20mA
		Blue(蓝色)	-	480	-		
λ D	Dominate Wavelength (主波长)	Red(红色)	620	625	630	nm	IF=20mA
		Blue(蓝色)	465	468	471		
Δ λ 1/2	Spectral Line Half-width (波宽)	Red(红色)	-	27	-	nm	IF=20mA
		Blue(蓝色)	-	26	-		
C	Capacitance (电容)	Red(红色)	-	45	-	PF	VF=0V;f=1MHz
		Blue(蓝色)	-	20	-		
VF	Forward (正向电压)	Red(红色)	1.8	2.1	2.3	V	IF=20mA
		Blue(蓝色)	2.9	3.1	3.4		
IR	Reverse Current (反向电流)	Red(红色)	-	-	10	uA	VR=5V
		Blue(蓝色)	-	-	10		

Absolute Maximum Ratings at T_A=25° C(在 25° C 环境下之绝对最大额定值)

Parameter (参数)	Red (红色)	Blue (蓝色)	Units (单位)
Power dissipation (功率消耗)	75	105	mW
DC Forward Current (正向直流电流)	30	30	mA
Peak Forward Current (1) (正向电流峰值)	185	150	mA
Reverse Voltage (反向电压)	5	5	V
Operating/Storage Temperature (操作/贮藏温度)	-40° C To +85° C		

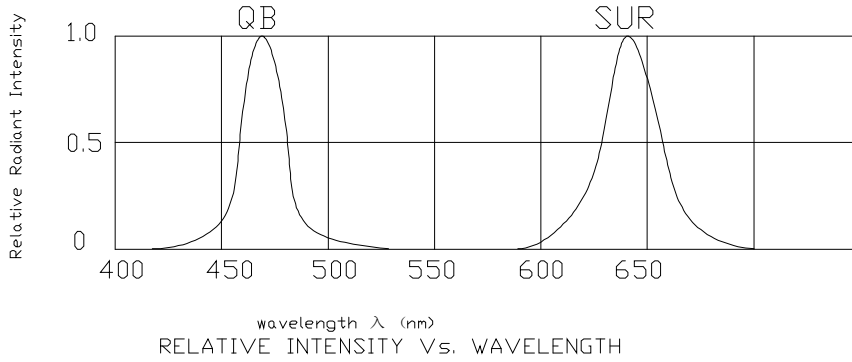
Note:

- 1/10 Duty Cycle, 0.1ms Pulse Width. (1/10 周期, 0.1ms 脉宽)



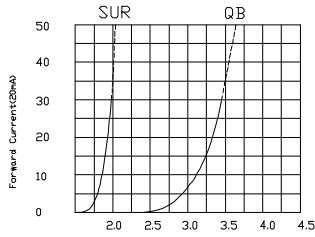
Relative Intensity Vs Wavelength Chart

(相对亮度与波长关系曲线图)

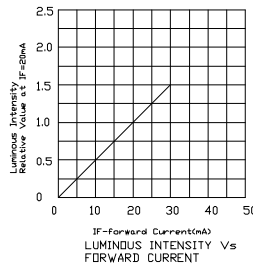


BLUE/GREEN GYX-SD-CB1210SURKQBC

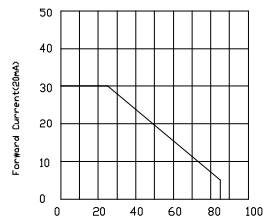
(红色/蓝色 GYX-SD-CB1210SURKQBC)



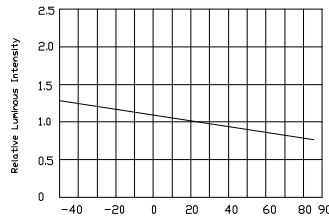
正向电流与正向电压关系曲线图



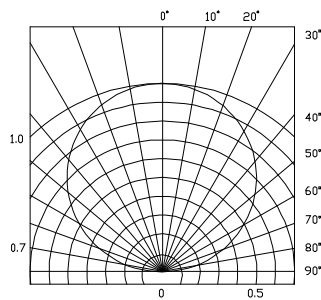
亮度与正向电流关系曲线图



正向电流随温度曲线图



亮度与环境温度关系曲线图



发光角度图解



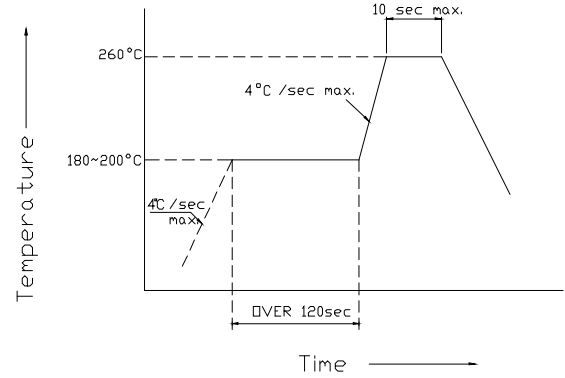
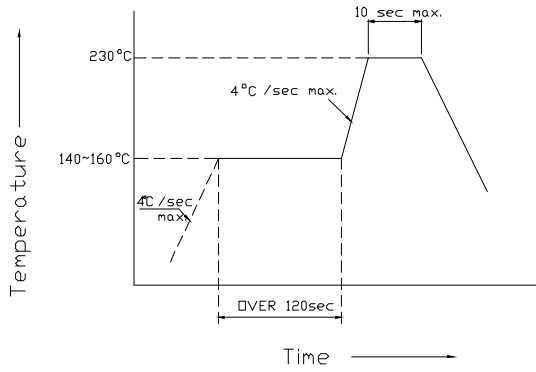
GYX-SD-CB1210SURKQBC

SMT Reflow Soldering Instructions (SMT 回流焊说明)

Number of reflow process shall be less than 2 times and cooling process to normal temperature is required between first and Second soldering process.
(本产品最多只可回焊两次,且在首次回焊后须冷却至室温之后方可进行第二次回焊.)

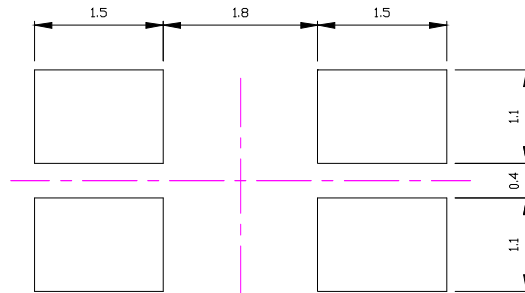
1>Lead Solder (有铅回焊)

2>Lead-Free Solder(无铅回焊)



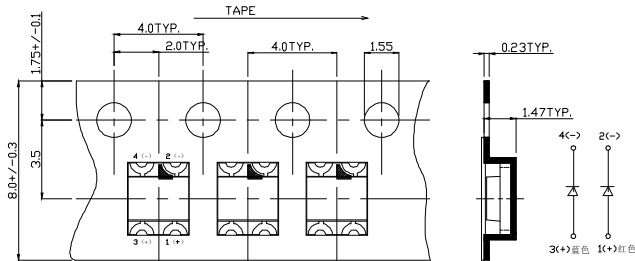
Recommended Soldering Pattern (推荐焊盘式样)

<Units:mm>(单位:毫米)



Tape Specifications (装带规格)

<Units:mm>(单位:毫米)



Adhesion Strength of Cover Tape : Adhesion strength to be 0.1 – 0.7N when the cover tape is turned off from the carrier at 10°angle to be the carrier tape.(盖带力度：当盖带与载带成 10 度角时力度为 0.1 – 0.7N)



RELIABILITY(可靠性)

(1) TEST ITEMS AND RESULTS (测试项目及结果)

Test Item	Standard Test Method	Test Conditions	Note	Number of Damaged
Resistance to Soldering Heat (Reflow Soldering)	JEITA ED-4701 300 301	Tsld=260°C, 10sec. (Pre treatment 30°C, 70%, 168hrs)	2 times	0/50
Solderability (Reflow Soldering)	JEITA ED-4701 300 303	Tsld=215±5°C, 3sec. (Leader Solder)	1time over 95%	0/50
Thermal Shock	JEITA ED-4701 300 307	-40°C~100°C 5min. 5min.	100cycles	0/50
Temperature Cycle	JEITA ED-4701 100 105	-40°C~25°C~100°C~25°C 30min. 5min. 30min. 5min.	100cycles	0/50
Moisture Resistance Cycle	JEITA ED-4701 200 203	25°C~65°C~-10°C 90%RH 24hrs./1cycle	10 cycles	0/50
High Temperature Storage	JEITA ED-4701 200 201	Ta=100°C	1000 hrs	0/50
High Temperature High Humidity Storage	JEITA ED-4701 100 103	Ta=60°C, 90%RH	1000 hrs	0/50
Low Temperature Storage	JEITA ED-4701 200 202	Ta=-40°C	1000 hrs	0/50
Steady State Operating Life		Ta=25°C, If=20mA	1000 hrs	0/50
Steady State Operating Life of High Temperature		Ta=85°C, If=5mA	1000 hrs	0/50
Steady State Operating Life of High Humidity Heat		60°C, 90%RH, If=15mA	500 hrs	0/50
Steady State Operating Life of Low Temperature		Ta=-30°C, If=20mA	1000 hrs	0/50
Drop		H=75cm	3 cycles	0/50
Substrate Bending	JEITA ED-4702	3mm, 5 ± 1 sec.	1 time	0/50
Stick	JEITA ED-4702	5N, 10 ± 1 sec.	1 time	0/50

(2) CRITERIA FOR JUDGING THE DAMAGE(损伤判断标准)

Item	Symbol	Test Conditions	Criteria for Judgement	
			Min.	Max.
Forward Voltage	V _F	If=20mA	-	U.S.L.*)X1.1
Reverse Current	I _R	V _R =5V	-	U.S.L.*)X2.0
Luminous Intensity	I _V	If=20mA	L.S.L.**))X0.7	-

*) U.S.L.: Upper Standard Level

**) L.S.L.: Lower Standard Level



Intensity And Color Bin Limits

(1) Intensity Bin Limits (IF=20mA)

SELECTION CODE FOR SUPER BRIGHT LEDES				
Group	Light intensity in mcd(20mA) Red		Light intensity in mcd(20mA) Blue	
	Min.	Max.	Min.	Max.
H	60	90	/	/
M	90	120	90	120
N	120	180	120	180

Tolerance for each Bin limit is $\pm 10\%$.

(2) Color Bin Limits (IF=20mA)

COLOR CODE FOR LEDES + DISPLAYS				
Group	Dom. WaveLength (nm)		Dom. WaveLength (nm)	
	Red		Blue	
	min.	max.	min.	max.
1	620	625	/	/
2	625	630	465	468
3	/	/	468	470
4	/	/	470	472

Tolerance for each Bin limit is $\pm 1\text{nm}$.

Forward Voltage Bin limits(IF=20mA)< VF 值等级>

Grade (等级)	A	B	C	D	E	F	G	H	I
Range (范围)	1.7~1.9	1.9~2.1	2.1~2.3	2.3~2.5	2.5~2.7	2.7~2.9	2.9~3.1	3.1~3.3	3.3~3.5

Tolerance for each Bin limit is $\pm 0.1\text{V}$